

PRODUCT CATALOGUE

MODEL DSP
DoubleWall
STOVE PIPE



**the connector
pipe that links
your Wood Stove
to Insulated
Chimney**



*Remove the “Weak Link” in your wood heating system, install MODEL DSP Double Wall Stove Pipe.**

Why Choose Double Wall Stove Pipe?

Double Wall Stove Pipe was designed to work with your Stainless Steel Chimney to form a complete Wood Stove Venting system!

Double Wall Stove Pipe is a superior product in a number of ways:


- clearances are reduced to 6" from combustibles (vs 18" for single wall pipe)
- it lasts significantly longer
- high quality, scratch resistant black finish
- adjustable Lengths mean no cutting pipe to fit your installation
- Listed, Certified and Labeled to UL Safety Standards
- Lifetime Warranty on all components

DOUBLE WALL vs SINGLE WALL STOVE PIPE

Product	Tested & Labeled	Material	Clearances to Combustibles	Warranty
Model DSP Double Wall Stove Pipe	To ULC S641 / UL 103	Heavy Gauge Stainless Steel / Aluminized Steel	6 Inches	Lifetime Warranty
Single Wall Stove Pipe	Not Tested or Labeled	Light Gauge Carbon Steel	18 Inches	* No Warranty

* If a wood burning appliance is used every day in the heating season, surveys have shown that a single wall stove pipe will need replacement every two or three years.

Use what a Pro uses - Double Wall Stove Pipe!



Model DSP Double Wall Stove Pipe is a connector pipe that links your wood stove to an insulated chimney.

The connector is an important component of a woodburning system because its correct size, arrangement and installation improve the performance and safety of the heating system.

Listed & Tested to ULC S641 and UL 103 Standards. Model DSP has an attractive outer black surface made of durable aluminized steel to withstand temperatures up to 1200 degrees F in continuous operation.

DOUBLE WALL DESIGN ADVANTAGES:

BETTER INSULATING VALUE = SUPERIOR STOVE PERFORMANCE

Double Wall construction with a 1/4" air space between inner and outer pipes provides a superior insulating value than single wall pipe. Better insulating value keeps flue gas temperatures higher. This helps your Wood STOVE perform with an enhanced draft, which provides:

- Less chance of moisture or soot build up within the vent
- Reduced "smoking" of the Stove at start up
- Increased efficiency
- Less creosote build up

SUPERIOR PERFORMANCE = REDUCED CLEARANCES (FROM 18" to ONLY 6")

Double Wall Stove Pipe not only keeps the flue temperatures higher, it also keeps the outer pipe temperatures cooler. This allows Double Wall Stove Pipe to be installed with only 6" of clearance to combustible materials. Single Wall Stove Pipe requires an 18" clearance, which typically means your Wood Stove sits further away from the wall and takes up valuable space within the room.

STAINLESS STEEL = QUALITY

The inner liner of Model DSP is made from corrosion resistant 400 series Stainless Steel. Together with the Stainless Steel Insulated Chimney this combination forms an all-Stainless Steel system to help your Wood Stove perform safely and efficiently. Double Wall Stove Pipe is listed to ULC S641 and UL 103 Standards - your guarantee of safety.

QUALITY = LONGER LIFE

The premium materials used to construct Model DSP enables the manufacturer to offer a Lifetime Warranty. Single Wall Stove Pipe is made from simple carbon steel and typically needs replacement every 2 or 3 years.

ADVANCED DESIGN = EASY INSTALLATION

Model DSP is available in a variety of lengths and elbows for ease of installation. Telescopic and Adjustable Lengths are available to eliminate cutting-to-size and allows access to the system for cleaning and inspection.

PREMIUM PAINT FINISH = GREATER VALUE

The black finish of Model DSP provides a very rich and distinguished appearance. Black enamel paint is used to provide a long lasting, brighter finish that also resists scratches. The black enamel finish can also be touched up with "Thermolux 270 Low Sheen Black" or "Stove Bright 1990 Satin Black" paint in the event that the finish does get scratched.

The Best Warranty in the Industry

Model DSP Double Wall Stove Pipe features an advanced engineering design and premium materials which allow us to offer a Lifetime Warranty. See written warranty for details.



FIXED LENGTHS



- Available in Lengths of 6", 12", 24" and 36".
- 3 metal screws supplied with each Length.
- For Installed Length, subtract 1-3/8" per joint.

DIA.	LENGTH	DIMENSIONS				PRODUCT CODE	PART NO.
		A	B	C	D		
6"	6"	6"	6-1/2"	5-29/32"	6"	266006	DSP6P6-1
7"	6"	7"	7-1/2"	6-29/32"	6"	n/a**	DSP7P6-1
8"	6"	8"	8-1/2"	7-29/32"	6"	268006	DSP8P6-1
6"	12"	6"	6-1/2"	5-29/32"	12"	266012	DSP6P12-1
7"	12"	7"	7-1/2"	6-29/32"	12"	n/a**	DSP7P12-1
8"	12"	8"	8-1/2"	7-29/32"	12"	268012	DSP8P12-1
6"	24"	6"	6-1/2"	5-29/32"	24"	266024	DSP6P24-1
7"	24"	7"	7-1/2"	6-29/32"	24"	n/a**	DSP7P24-1
8"	24"	8"	8-1/2"	7-29/32"	24"	268024	DSP8P24-1
6"	36"	6"	6-1/2"	5-29/32"	36"	266036	DSP6P36-1
7"	36"	7"	7-1/2"	6-29/32"	36"	n/a**	DSP7P36-1
8"	36"	8"	8-1/2"	7-29/32"	36"	268036	DSP8P36-1

ADJUSTABLE LENGTHS



- Includes Finishing Band.
- Adjustable from 12" to 18".
- Used to adjust pipe to desired length.
- Eliminates the need to cut pipe.
- For Installed Length, subtract 1-3/8" per joint.

DIA.	DIMENSIONS				PRODUCT CODE	PART NO.
	A	B	C	D		
6"	6"	6-1/2"	5-29/32"	6-13/32"	266086	DSP6AL-1
7"	7"	7-1/2"	6-29/32"	7-13/32"	n/a**	DSP7AL-1
8"	8"	8-1/2"	7-29/32"	8-13/32"	268086	DSP8AL-1

TELESCOPIC LENGTHS (only available in Canada)



- Includes Finishing Band.
- Adjustable from 38" to 68".
- Easily removable for inspection and cleaning.
- Eliminates the need to cut pipe.
- For Installed Length, subtract 1-3/8" per joint.

DIA.	DIMENSIONS				PRODUCT CODE	PART NO.
	A	B	C	D		
6"	6"	6-1/2"	5-29/32"	6-13/32"	—	DSP6TL
7"	7"	7-1/2"	6-29/32"	7-13/32"	—	DSP7TL
8"	8"	8-1/2"	7-29/32"	8-13/32"	—	DSP8TL

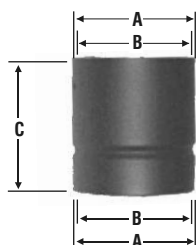
STOVE ADAPTOR



- May be required to adapt some stove flue outlets to Double Wall Stove Pipe.

DIA.	DIMENSIONS					PRODUCT CODE	PART NO.
	A	B	C	D	E		
6"	6"	6-1/2"	5-29/32"	7"	5-3/4"	Selkirk U.S.A. 266243	Selkirk Canada DSP6SA-1
7"	7"	7-1/2"	6-29/32"	8"	5-3/4"	n/a**	DSP7SA-1
8"	8"	8-1/2"	7-29/32"	9"	5-3/4"	268243	DSP8SA-1

UNIVERSAL CHIMNEY ADAPTOR



- Required for adapting Double Wall Stove Pipe to some insulated chimney systems.

DIA.	DIMENSIONS			PRODUCT CODE	PART NO.
	A	B	C		
6"	6-1/2"	6-1/8"	7"	Selkirk U.S.A. n/a	Selkirk Canada DSP6CA
7"	7-1/2"	7-1/8"	7"	n/a	DSP7CA
8"	8-1/2"	8-1/8"	7"	n/a	DSP8CA

OVAL TO ROUND ADAPTOR



- Used to convert 8" Oval Flue outlets to 8" Round DSP.
 - Crimped ends for easy connection.
 - Secure with 3 screws.

DIA.	DIMENSIONS				PRODUCT CODE	PART NO.
	A	B	C	D		
8"	8-1/2"	9-1/4" x 6-1/2"	12-7/8"	13-7/8"	Selkirk U.S.A. 268250	Selkirk Canada DSP8OTR


FLUSH STOVE ADAPTOR



- Used to adapt Double Wall Stove Pipe to stoves with recessed flue outlets.
 - Stainless Steel inner liner extends past stove top to make a secure connection.

DIA.	DIMENSIONS				PRODUCT CODE	PART NO.
	A	B	C	D		
6"	6-1/2"	6-1/2"	7"	5-1/2"	Selkirk U.S.A. 266249	Selkirk Canada DSP6FSA-1
7"	7-1/2"	7-1/2"	7"	5-1/2"	n/a**	DSP7FSA-1
8"	8-1/2"	8-1/2"	7"	5-1/2"	268249	DSP8FSA-1

MASONRY ADAPTOR



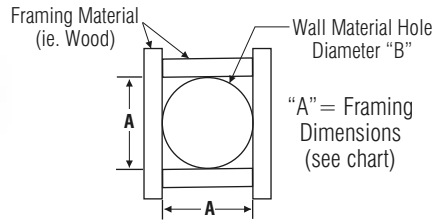
- For installations through a masonry wall.
 - Used to connect Double Wall Stove Pipe to an existing masonry chimney or a relined masonry chimney with stainless steel liner.

DIA.	DIMENSIONS				PRODUCT CODE	PART NO.
	A	B	C	D		
6"	6"	6-1/2"	10"	11-3/4"	Selkirk U.S.A. 266247	Selkirk Canada DSP6MA
7"	7"	7-1/2"	11"	11-3/4"	n/a**	DSP7MA
8"	8"	8-1/2"	12"	11-3/4"	268247	DSP8MA

MODEL IWT INSULATED WALL THIMBLE



- For installation to a masonry Chimney through a combustible wall.
- Used to connect a single or Double Wall Stove Pipe to an existing masonry chimney or a relined masonry chimney with stainless steel liner.



DIA.	FRAMING DIMENSIONS			PRODUCT CODE	PART NO.
	A		A		
6"	14-1/8"	x	14-1/8"	256463	DSP6IWT
7"	15-1/8"	x	15-1/8"	n/a**	DSP7IWT
8"	16-1/8"	x	16-1/8"	258463	DSP8IWT

PRODUCT CODE	PART NO.
Selkirk U.S.A.	Selkirk Canada

DAMPER KIT



- Allows the operator to alter the amount of air drawn through the venting system, controlling the stove's combustion.
- Must be installed directly on the stove's flue outlet.
- When handle is in horizontal position, the damper is "closed" (reducing combustion).
- The "closed" position is still 20% open, so the venting system is not completely blocked.
- When handle is in vertical position, the damper is wide open (no reduction of combustion).

DIA.	DIMENSIONS			PRODUCT CODE	PART NO.
	A	B	C		
6"	5-29/32"	6-1/2"	5-3/4"	266260	DSP6DK-1
7"	6-29/32"	7-1/2"	5-3/4"	n/a**	DSP7DK-1
8"	7-29/32"	8-1/2"	5-3/4"	268260	DSP8DK-1

PRODUCT CODE	PART NO.
Selkirk U.S.A.	Selkirk Canada

INCREASER



- Used to increase the size of the pipe to the chimney.

DIA.	DIMENSIONS					PRODUCT CODE	PART NO.
	A	B	C	D	E		
5" to 6"	6"	6-1/2"	4-29/32"	6-1/2"	9-5/8"	265306	DSP156
6" to 7"	7"	7-1/2"	5-29/32"	6-1/2"	9-5/8"	266307	DSP167
7" to 8"	8"	8-1/2"	6-29/32"	7-1/2"	11-5/8"	267308	DSP178
6" to 8"	8"	8-1/2"	5-29/32"	6-1/2"	9-5/8"	266308	DSP168

PRODUCT CODE	PART NO.
Selkirk U.S.A.	Selkirk Canada

REDUCER



- Used to reduce the size of the pipe to the chimney.

DIA.	DIMENSIONS					PRODUCT CODE	PART NO.
	A	B	C	D	E		
7" to 6"	6"	6-1/2"	6-29/32"	7-1/2"	9-5/8"	267366	DSPR76
8" to 7"	7"	7-1/2"	7-29/32"	8-1/2"	9-5/8"	268367	DSPR87
8" to 6"	8"	7-1/2"	7-29/32"	8-1/2"	11-5/8"	268366	DSPR86

PRODUCT CODE	PART NO.
Selkirk U.S.A.	Selkirk Canada

FINISHING BAND (Universal)

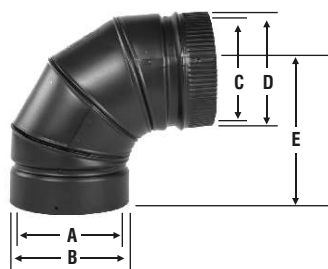


- Used to conceal the crimped end on the last length in the system.

DIA.	DIMENSIONS	PRODUCT CODE	PART NO.
All		266261	DSP-FB

PRODUCT CODE	PART NO.
Selkirk U.S.A.	Selkirk Canada

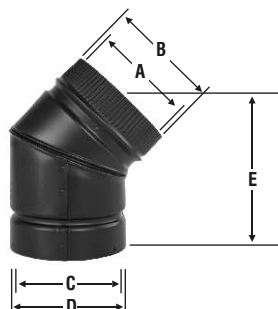
90 DEGREE ELBOW



- Used to offset Double Wall Stove Pipe toward insulated chimney in a through-the-wall installation.
- Non-positional connection system allows 360° rotation.

DIA.	DIMENSIONS					PRODUCT CODE	PART NO.
	A	B	C	D	E		
6"	6"	6-1/2"	5-29/32"	6-1/2"	9"	Selkirk U.S.A. 266230	Selkirk Canada DSP6E9-1
7"	7"	7-1/2"	6-29/32"	7-1/2"	9"	n/a**	DSP7E9-1
8"	8"	8-1/2"	7-29/32"	8-1/2"	9"	268230	DSP8E9-1

45 DEGREE ELBOW



- Used to offset Double Wall Stove Pipe toward insulated chimney.
- Non-positional connection system allows 360° rotation.

DIA.	DIMENSIONS					PRODUCT CODE	PART NO.
	A	B	C	D	E		
6"	6"	6-1/2"	5-29/32"	6-1/2"	6"	Selkirk U.S.A. 266215	Selkirk Canada DSP6E4-1
7"	7"	7-1/2"	6-29/32"	7-1/2"	7"	n/a**	DSP7E4-1
8"	8"	8-1/2"	7-29/32"	8-1/2"	8"	268215	DSP8E4-1

TEE



- Includes Cap.
- Used in conjunction with a vertical insulated chimney to provide easy access for inspection and cleaning.

DIA.	DIMENSIONS					PRODUCT CODE	PART NO.
	A	B	C	D	E		
6"	6"	6-1/2"	5-29/32"	13-3/4"	6"	Selkirk U.S.A. 266100	Selkirk Canada DSP6TE-1
7"	7"	7-1/2"	6-29/32"	14-3/4"	6-1/2"	n/a**	DSP7TE-1
8"	8"	8-1/2"	7-29/32"	15-3/4"	7"	268100	DSP8TE-1

VERTICAL INSTALLATION KIT - U.S.A. ONLY



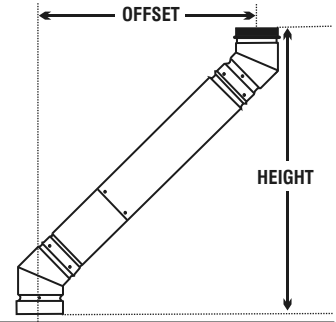
- Includes everything you need for most Ceiling supported installations with Ultra-Temp and Galva-Temp Chimney.
- Kit includes:
 - Ultra-Temp and Galva Temp Chimney Adapter (T-CPA)
 - DSP Universal Adapter (DSP-CA)
 - DSP Telescopic Length (DSP-TL)

DIA.	PRODUCT CODE	PART NO.
	Selkirk U.S.A.	Selkirk Canada
6"	266610	DSP6VK
8"	268610	DSP8VK

Model DSP Offset Chart

This chart has three columns for elbow angle required to achieve your desired offset. The first column ("Offset") represents the horizontal measurement, at the stove pipe centre line and the distance you want to offset. The second column ("height") is the height of the assembled offset elbow to the top of the return elbow. Column three shows the appropriate lengths required.

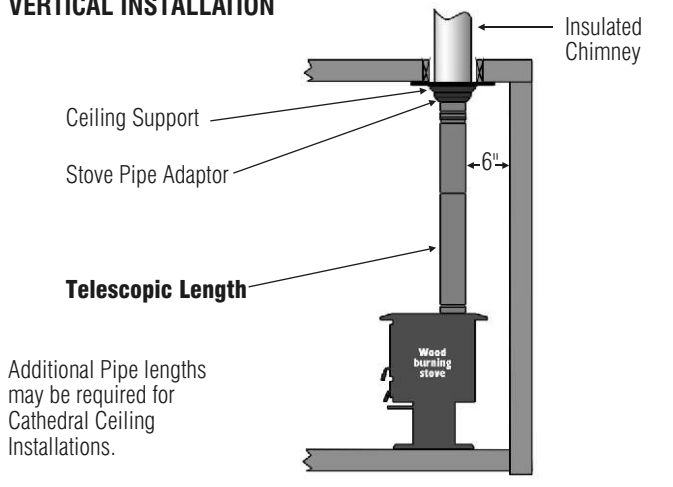
1. Determine the distance of the offset required.
2. On the chart, find the predetermined distance required for the 45 degree elbow under the corresponding chimney diameter.
3. After finding the offset, follow across the chart to find the specified height and appropriate chimney lengths required under their corresponding diameters.



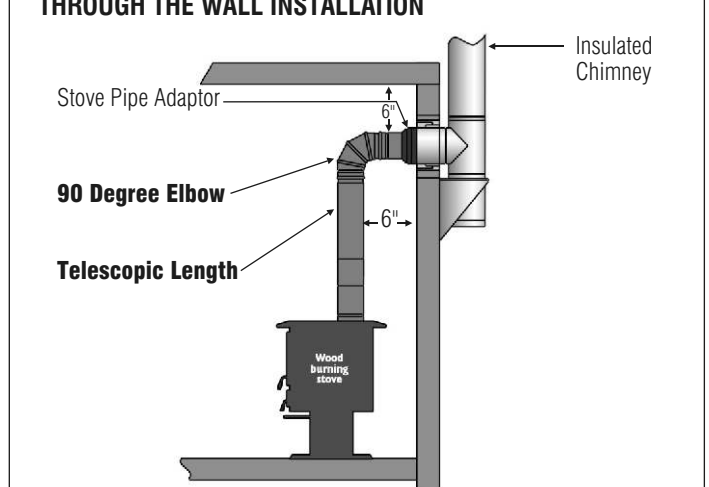
OFFSET			HEIGHT			LENGTHS REQUIRED BETWEEN ELBOWS					
6" Dia.	7" Dia.	8" Dia.	6" Dia.	7" Dia.	8" Dia.	6"	12"	AL	24"	36"	TL
6"	6-3/4"	6"	13 7/8"	14-1/2"	14-1/8"						
9-1/2"	9-3/4"	9-1/4"	17"	17-3/4"	17-1/4"	1					
13-1/2"	13-3/4"	13-1/4"	21-1/8"	22-1/8"	21-3/4"		1				
16-3/4"	16-3/4"	15-5/8"	24-5/8"	25-1/2"	25-3/4"	1	1				
17-1/4"	17-3/4"	17-1/2"	25-3/4"	26-1/4"	25-7/8"			1			
22-3/4"	22"	21-1/2"	29-1/4"	30-1/4"	30-7/8"				1		
25-1/2"	25-1/4"	24"	31-1/2"	33-3/4"	34"		1	1			
29-1/8"	31-1/4"	30-3/4"	38-3/4"	37-3/4"	38-3/4"					1	
32-3/8"	31-3/4"	32"	40-1/8"	42-1/2"	41-3/4"	1	1		1		
59-3/4"	51"	54-1/2"	60-1/4"	60-1/4"	60"						1

TYPICAL INSTALLATIONS

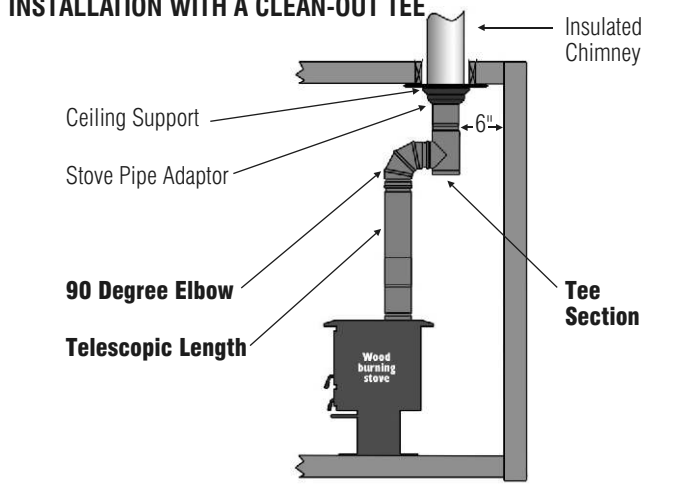
VERTICAL INSTALLATION



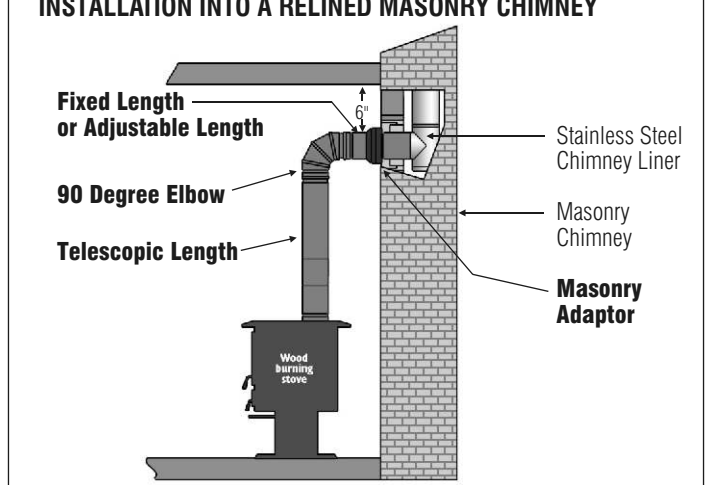
THROUGH THE WALL INSTALLATION



INSTALLATION WITH A CLEAN-OUT TEE



INSTALLATION INTO A RELINED MASONRY CHIMNEY



DSP002-E R&B-3329-3330 - 08/05



<p>SELKIRK CANADA CORPORATION 375 Green Road, Stoney Creek, ON L8E 4A5 TEL: 1-800-263-9308 • FAX: 1-866-835-9624</p>	<p>www.selkirkcanada.com www.selkirkinc.com email: info@selkirkcanada.com</p>	<p>SELKIRK LLC P.O. Box 831950, Richardson, TX 75083-1950 TEL: 1-800-992-8368 • FAX: 1-877-393-4145</p>
---	--	--