

DuraLiner®

**Insulated, double-wall
masonry relining.**

UL 1777, ULC S635, and ULC S640.



Specifications

Applications

DuraLiner is a high-temperature, insulated double-wall masonry relining system for use with appliances fueled by gas, pellet, oil, wood, or coal. It safely protects masonry chimneys from the damaging effects of flue product condensation.

Materials and Construction

.016" 304 stainless steel inner liner.
Rigid relining pipe: double-walled with 304 stainless steel inner and galvalume outer. Factory insulated between inner and outer walls.
DuraLiner Rigid Pipe in round or oval, is constructed with built-in fittings and pre-drilled holes (stainless steel rivets included).
Round 5" DuraLiner rigid pipe is constructed with built-in twist-lock and pre-drilled holes.

Clearances

Rigid double wall: 0" clearance between the liner and masonry and 0" clearance between the masonry and combustibles.
DuraLiner Flex: 1" clearance to masonry.
Zero clearance with insulation.

Diameters

5", 6", and 8".

Listings

UL Listed to UL 1777 (MH14420), ULC Listed to ULC S635 and ULC S640 (CMH1329).



UL 1777, ULC S635, and ULC S604 System

DuraLiner

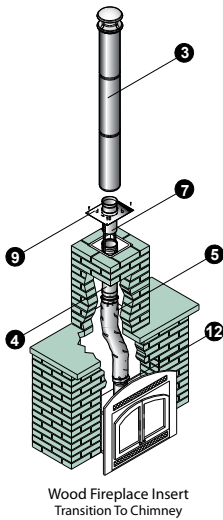
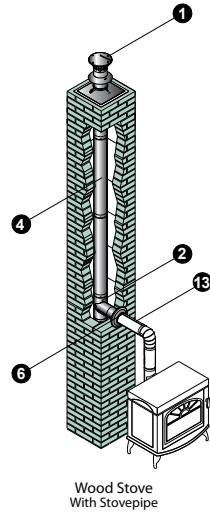
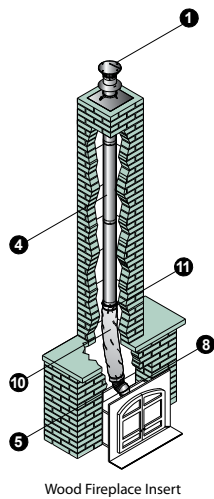
DuraLiner ensures safe and efficient venting of heating appliances, while protecting the masonry chimney from the damaging effects of flue gas. It is the only factory-insulated product with zero/zero clearance for high heat wood-burning appliances. No need to uncoil flex, insulate a majority of the pipe, or protect the insulation when installing. A smooth inner means less creosote buildup.

Installers reduce labor time by 50% or more with DuraLiner. No time wasted wrapping insulation around liner for UL 1777 approval.

No spacers needed to maintain clearance in tight offsets or dampers. Approved for use in both the USA and in Canada.

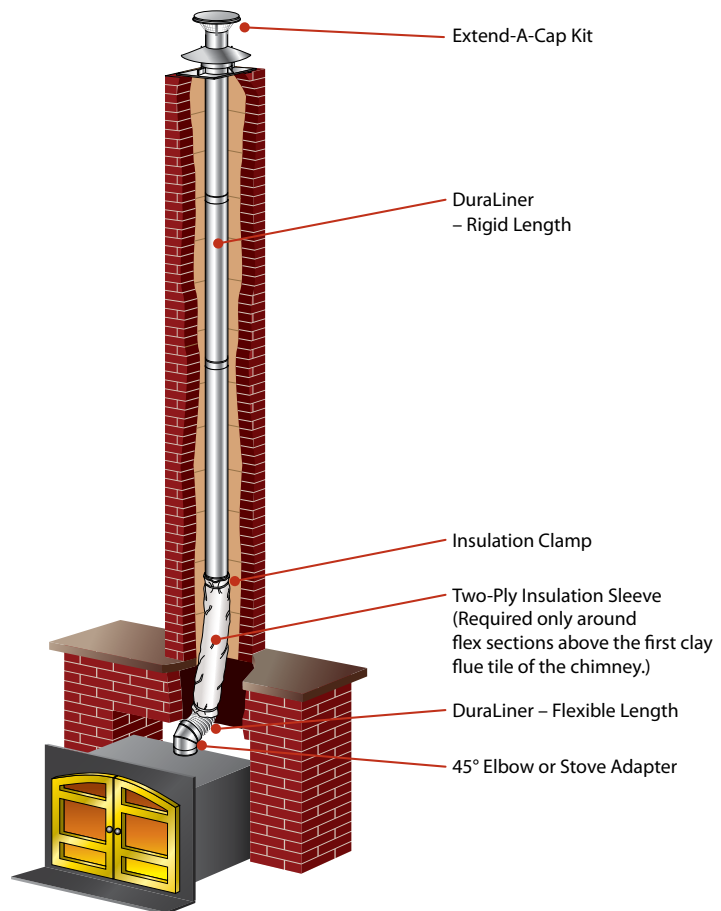


Typical Installations



Installation Key			
1	Extend-A-Cap Kit	8	30° or 45° SS Elbow
2	Round Tee with Round Branch	9	Transition Anchor Plate
3	DuraTech or DuraPlus Chimney	10	Two-Ply Insulation Sleeve
4	DuraLiner - rigid length	11	Insulation Clamp
5	DuraLiner - flexible length	12	DuraLiner Appliance Connector
6	Masonry Thimble w/ Slip Connector	13	DVL or DuraBlack Stovepipe
7	Slip Connector and Hanger		

- Refer to our Typical Installation drawings to select the appropriate component parts for your installation
- The inner pipe diameter should match the outlet size of the appliance.
- Check the appliance manufacturer's installation instructions for any venting restrictions.
- Be fire safe! Follow local building codes and have your venting system inspected.



Planning Your Installation

1	Refer to the Typical Installations for the needed parts for installation.
2	The size of the liner should match the outlet size on the appliance.
3	Determine use of round or oval pipe based on the interior shape of the chimney.
4	Determine the length of liner needed. Subtract 1 1/2" overlap per joint on pipe. When using Extend-A-Cap Kit, liner must extend 6" above top of the masonry surface.
5	Make sure the top of the masonry chimney has a leveled surface to insure a proper fit for the Extend-A-Cap or Transition Anchor Plate and to provide a secure, leak-proof installation.
6	If a free-standing appliance is used, select the vent or stovepipe pieces to connect from the appliance to the liner. Refer to installation instructions.
7	For Installations using a Transition Anchor Plate, refer to the DuraTech, DuraPlus, or DuraPlus HTC catalog section or installation instructions for proper parts and installation.
8	Important! Check to be sure the installation complies with all local and national code requirements, including clearance to combustibles. Contact the local building inspector for permit requirements.

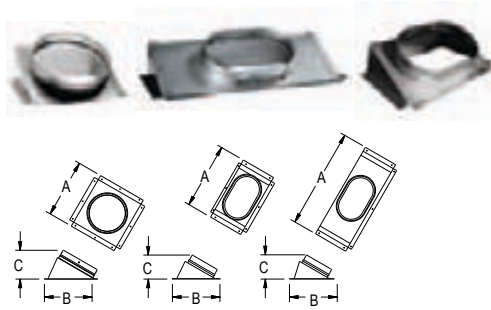
Design Recommendations

- The following design recommendations are a general guideline to assist in the design and selection of liner components for your installation. Always follow DuraVent installation instructions enclosed with the cap or support box before installing your chimney system.
- Installation instructions can be viewed online at www.duravent.com, under Catalogs and Instructions.
- Before relining a chimney, it should be cleaned and inspected, by a certified chimney sweep, to verify the integrity of the mortar and masonry.
- DuraLiner is approved for 0" clearance between the liner and masonry and 0" clearance between the masonry and combustibles.
- DuraLiner is used for wood-burning appliances when zero-clearance or oval pipe is needed.
- Refer to the appliance manufacturer for installation requirements affecting venting. Keep the vent path as straight as possible for best performance.

Restore Deteriorating Chimneys with DuraLiner

When a masonry chimney is damaged or has fallen down, it can be replaced with a safe, listed liner system or factory-built chimney. DuraLiner, when used with a Transition Anchor Plate and in combination with DuraTech, DuraPlus, or DuraPlus HTC Chimneys, replaces the damaged masonry chimney with a safe, efficient, and economical listed chimney system (DuraPlus HTC is listed for use in Canada). See Typical Installations for details.

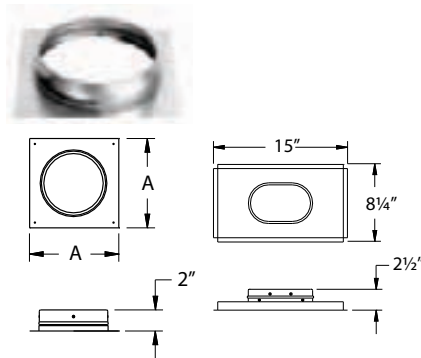
30° Stove Connectors



Use to connect stove to round or oval DuraLiner pipe at a 30° angle.

SIZE	CONNECTION	STOCK #	A	B	C
6"	Round - Round	4681	8 1/8"	9 3/4"	5 3/8"
6"	Round - Oval	4681-RO	9 3/8"	7 3/4"	5 7/8"
6"	Oval - Oval	4681-0	15"	7 3/8"	4"
8"	Round-Round	4881	10"	11 5/8"	6 1/4"
8"	Round - Oval	4881-RO	12 1/4"	9 3/4"	5 7/8"
8"	Oval - Oval	4881-0	15"	7 3/8"	4"

Flat Stove Connector



Use to connect stove to round or oval DuraLiner pipe. Oval stove connector is sized to convert round stove outlets to oval DuraLiner pipe.

SIZE	STOCK #	A
6" ROUND	4680	10 1/4"
6" OVAL	4680-0	--
8" ROUND	4880	12 1/4"
8" OVAL	4880-0	--

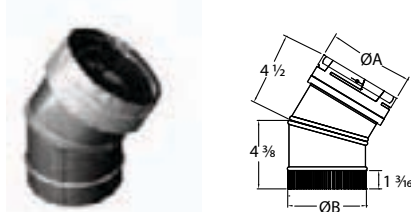
15° Stainless Steel Elbow Adapter



Use to offset obstructions as needed. Use as a stove connector to DuraLiner. Built-in fittings for connection to DuraLiner. Elbows are single-wall.

SIZE	STOCK #
6"	4615

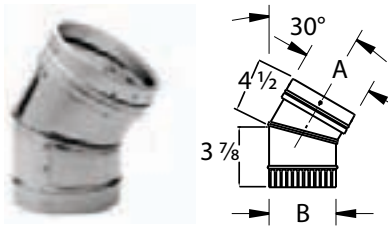
30° Stainless Steel Elbow - 5"



Use to offset obstructions as needed. Use as a stove connector to DuraLiner. Built-in fittings for connection to DuraLiner. Elbows are single-wall.

SIZE	ANGLE	STOCK #	A	B
5"	30°	5DLR-E30	5 1/2"	5"

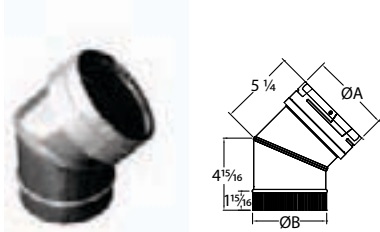
30° Stainless Steel Elbow



Use as a stove connector to DuraLiner. Features built-in fittings for easy connection to DuraLiner. Elbows are single-wall.

SIZE	ANGLE	STOCK #	A	B
6"	30°	4630	6 1/2"	6"
8"	30°	4830	8 1/2"	8"

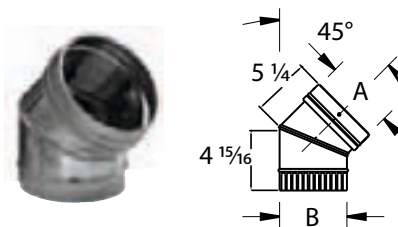
45° Stainless Steel Elbow - 5"



Use to offset obstructions as needed. Use as a stove connector to DuraLiner. Features built-in fittings for easy connection to DuraLiner. Elbows are single-wall.

SIZE	ANGLE	STOCK #	A	B
5"	45°	5DLR-E45	5 1/2"	5"

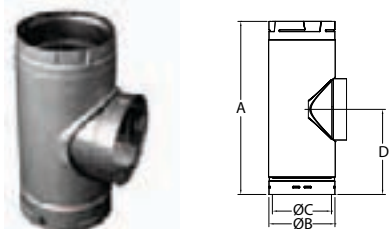
45° Stainless Steel Elbow



Use as a stove connector to DuraLiner. Features built-in fittings for easy connection to DuraLiner. Elbows are single-wall.

SIZE	ANGLE	STOCK #	A	B
6"	45°	4645	6 1/2"	6"
8"	45°	4845	8 1/2"	8"

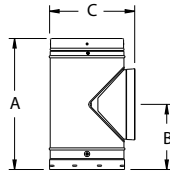
Round Tee and Round Branch w/ Cap - 5"



Provides connection between Masonry Wall Thimble or stove connector pipe to round DuraLiner. Branch is removeable.

SIZE	STOCK #	A	B	C	D
5"	5DLR-T	12"	5 3/8"	5 1/2"	6"

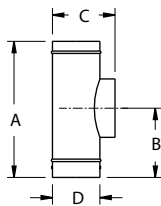
Round Tee and Round Branch w/ Cap



Provides connection between Masonry Wall Thimble, Wall Pass Through, or stove connector pipe to round DuraLiner. Branch is removable.

SIZE	STOCK #	A	B	C
6"	4667	15 1/8"	7 1/2"	8"
8"	4867	15 1/8"	7 1/2"	10"

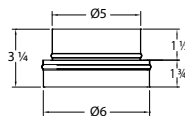
Oval Tee and Round Branch w/ Cap



Provides connection between Masonry Wall Thimble, Wall Pass Through, or stove connector pipe to oval DuraLiner. Single-wall. May require additional insulation. Refer to DuraLiner installation instructions.

SIZE	STOCK #	A	B	C	D
6"	4667-0	14 1/4"	7 1/2"	6 7/16"	4 7/8"
8"	4867-0	14 1/4"	7 1/2"	6 7/16"	4 7/8"

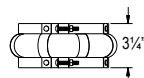
6"-5" Reducer



Use to reduce flue collar from 6" diameter to 5" diameter, when permitted by appliance manufacturer.

SIZE	STOCK #
5"	5DLR-R6

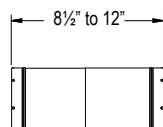
Spacer



Use to maintain a 1" clearance with flex sections of DuraLiner.

SIZE	STOCK #
6" OVAL	4668-0
8" OVAL	4868-0

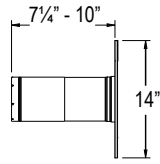
Adjustable Sleeve



Use for rear stove exits. Sleeve adjusts from 8 1/2" to 12".

SIZE	STOCK #
6"	4666
8"	4866

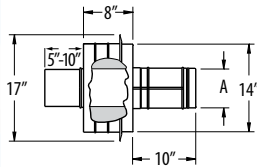
Masonry Thimble w/ Slip Connector



Use to penetrate masonry chimney to allow connection of DuraBlack or DVL to DuraLiner. Adapter must be used to attach the connector pipe to the masonry thimble.

SIZE	STOCK #
6"	4643
8"	4843

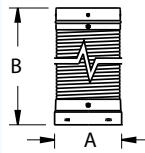
Wall Pass Through



Use to connect to a DuraLiner tee. Transitions DuraLiner through a masonry chimney and a combustible wall. Allows the connection of DuraBlack pipe when used with the appropriate adapter. DVL black pipe will connect directly to the Wall Pass Through.

SIZE	STOCK #	A
6"	4644	6 1/2"
8"	4844	8 1/2"

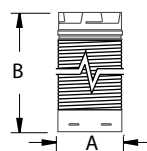
Round-To-Round Heavy Duty Flex Pipe



Use through damper and smoke shelf area. Built-in fittings. Use with DuraLiner Two-Ply Insulation Sleeve, where flex extends into clay liner, for zero-clearance applications. Round-to-Round Flex pipe built from .016", 304 stainless steel, 4-ply construction.

SIZE	STOCK #	A	B
6"	6DLR-36F	6 5/8"	36"
6"	6DLR-60F	6 5/8"	60"
8"	8DLR-36F	8 5/8"	36"
8"	8DLR-60F	8 5/8"	60"

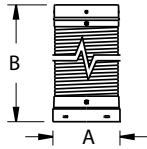
Round-To-Round Flex Pipe - 5"



Use through damper and smoke shelf area. Built from 304 stainless steel. Use DuraLiner Two-Ply Insulation Sleeve to meet UL1777 zero-clearance standards. Twist-lock fittings.

SIZE	STOCK #	A	B
5"	5DLR-36F	5 5/8"	36"
5"	5DLR-60F	5 5/8"	60"

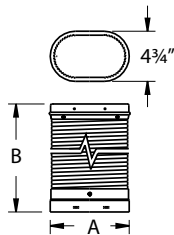
Round-To-Round Flex Pipe



Use through damper and smoke shelf area. Use with DuraLiner Two-Ply Insulation Sleeve, where flex extends into clay liner, for zero-clearance applications. Built from 1-ply construction, .005" 304 stainless steel.

SIZE	STOCK #	A	B
6"	4636-F	6 5/8"	36"
6"	4660-F	6 5/8"	60"
8"	4836-F	8 5/8"	36"
8"	4860-F	8 5/8"	60"

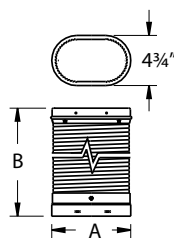
Oval-To-Oval Heavy Duty Flex Pipe



Use through damper and smoke shelf area. Built-in fittings. Use with DuraLiner Two-Ply Insulation Sleeve, where flex extends into clay liner, for zero clearance applications. Oval-to-Oval Flex pipe built from .016", 304 stainless steel, 4-ply construction.

SIZE	STOCK #	A	B
6"	6DLO-36F	7 3/4"	36"
6"	6DLO-60F	7 3/4"	60"

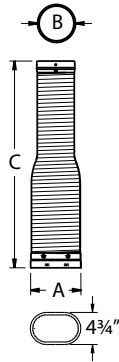
Oval-To-Oval Flex Pipe



Use through damper and smoke shelf area. Use with DuraLiner Two-Ply Insulation Sleeve, where flex extends into clay liner, for zero-clearance applications. Built from 1-ply construction, .005" 304 stainless steel.

SIZE	STOCK #	A	B
6"	4636-OF	7 3/4"	36"
6"	4660-OF	7 3/4"	60"
8"	4836-OF	10 3/4"	36"
8"	4860-OF	10 3/4"	60"

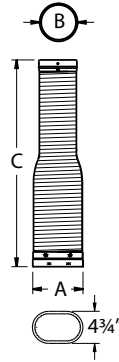
Oval-To-Round Heavy Duty Flex Pipe



Use through damper and smoke shelf area. Use to connect from round stove outlet to oval DuraLiner. Use with DuraLiner Two-Ply Insulation Sleeve, where flex extends into clay liner, for zero clearance applications. Built from .016", 304 stainless steel, 4-ply construction.

SIZE	STOCK #	A	B	C
6"	6DLO-36FR	7 3/4"	6 5/8"	36"
6"	6DLO-60FR	7 3/4"	6 5/8"	60"

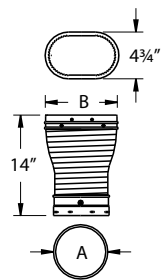
Oval-To-Round Flex Pipe



Use through damper and smoke shelf area. Use to connect from oval stove outlet to round DuraLiner. Use with DuraLiner Two-Ply Insulation Sleeve, where flex extends into clay liner, for zero-clearance applications. Built from 1-ply construction, .005" 304 stainless steel.

SIZE	STOCK #	A	B	C
6"	4636-OR	7 3/4"	6 5/8"	36"
6"	4660-OR	7 3/4"	6 5/8"	60"
8"	4836-OR	10 3/4"	8 5/8"	36"
8"	4860-OR	10 3/4"	8 5/8"	60"

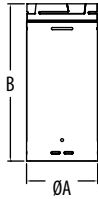
Round-To-Oval Flex Pipe



Use to connect a round stove outlet to oval DuraLiner. Use with DuraLiner Two-Ply Insulation Sleeve, where flex extends into clay liner, for zero-clearance applications. Built from 304 stainless steel.

SIZE	STOCK #	A	B
6"	4614-RO	6 5/8"	7 3/4"
8"	4814-RO	8 5/8"	10 3/4"

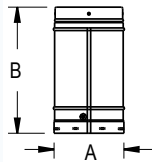
Round Rigid Pipe - 5"



Use to reline masonry chimney with 0/0 clearance. Factory-insulated. Twist-lock fittings and pre-drilled hole (one screw required). UL Listed for zero clearance between masonry and combustibles, plus zero clearance between liner and masonry. 304 stainless steel inner and aluminized steel outer.

SIZE	STOCK #	A	B
5"	5DLR-12	5 5/8"	12"
5"	5DLR-24	5 5/8"	24"
5"	5DLR-36	5 5/8"	36"
5"	5DLR-48	5 5/8"	48"

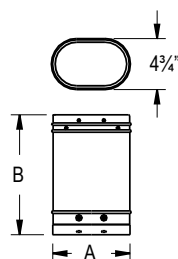
Round Rigid Pipe



Use to reline masonry chimney with 0/0 clearance. Available in round 6" and 8" diameters in 12", 24", 36", and 48" lengths. Factory-insulated. Built-in, pre-drilled fittings for riveting joints. 304 stainless steel inner and aluminized steel outer.

SIZE	STOCK #	A	B
6"	4612	6 5/8"	12"
6"	4624	6 5/8"	24"
6"	4636	6 5/8"	36"
6"	4648	6 5/8"	48"
8"	4812	8 5/8"	12"
8"	4824	8 5/8"	24"
8"	4836	8 5/8"	36"
8"	4848	8 5/8"	48"

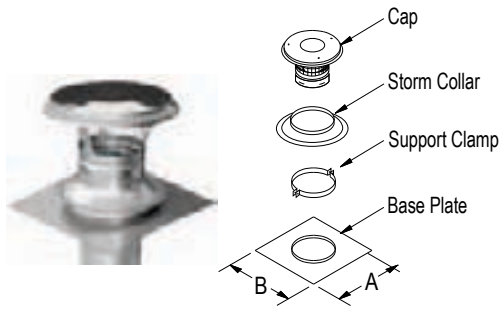
Oval Rigid Pipe



Use to reline masonry chimney with 0/0 clearance. Available in oval 6" and 8" diameters; 12", 24", 36", and 48" lengths. Factory-insulated. Built-in, pre-drilled fittings for riveting joints. 304 stainless steel inner and aluminized steel outer.

SIZE	STOCK #	A	B
6"	4612-OP	7 3/4"	12"
6"	4624-OP	7 3/4"	24"
6"	4636-OP	7 3/4"	36"
6"	4648-OP	7 3/4"	48"
8"	4812-OP	10 3/4"	12"
8"	4824-OP	10 3/4"	24"
8"	4836-OP	10 3/4"	36"
8"	4848-OP	10 3/4"	48"

Twist-Lock Cap Kit




Use to terminate DuraLiner at the top of the masonry chimney. Pipe not included.

Kit includes Base Plate, Support Clamp, Storm Collar, and Cap.

SIZE	STOCK #	A	B
5"	5DLR-KVA	13"	13"
5"	5DLR-KVB	13"	18"

Extend-A-Cap Kit

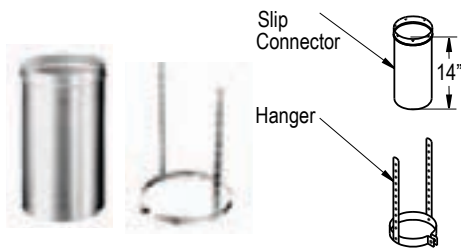


Use to terminate DuraLiner at the top of the masonry chimney.

Kit includes: Base Plate, Support Clamp, Storm Collar, and Cap. Pipe not included. Available in oval (O).

SIZE	STOCK #	A	B
6"	4685	13"	13"
6"	4686	13"	18"
6"	4688-0	13"	20"
6"	4687-0	10"	22"
8"	4885	13"	13"
8"	4886	13"	18"
8"	4886-0	13"	20"
8"	4885-0	10"	22"

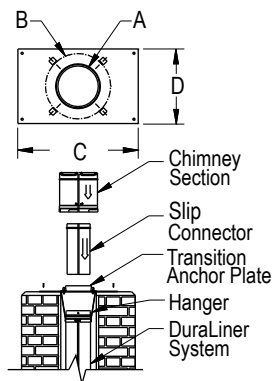
Slip Connector and Hanger



Use with Transition Anchor Plate to connect DuraLiner to DuraTech, DuraPlus, or DuraPlus HTC chimney.

SIZE	STOCK #
6"	4671
8"	4871

Transition Anchor Plate

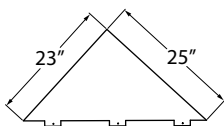


Use with Slip Connector and Hanger in chimney restoration to connect DuraLiner pipe to DuraTech, DuraPlus, or DuraPlus HTC Chimney. Painted black. Pricing for Transition Anchor Plates are listed under DuraTech, DuraPlus, and DuraPlus HTC.

*For DuraPlus HTC add "C" at beginning of stock # (ex: C9040A).

DURAPLUS & DURAPLUS HTC*					
SIZE	STOCK #	A	B	C	D
6"	9040A	6 1/16"	10 3/8"	17"	14"
6"	9040B	6 1/16"	10 3/8"	17"	17"
6"	9040C	6 1/16"	10 3/8"	21"	13"
6"	9040D	6 1/16"	10 3/8"	21"	17"
8"	9240A	8 1/16"	12 3/8"	17"	14"
8"	9240B	8 1/16"	12 3/8"	17"	17"
8"	9240C	8 1/16"	12 3/8"	21"	13"
8"	9240D	8 1/16"	12 3/8"	21"	17"
DURATECH					
SIZE	STOCK #	A	B	C	D
6"	9440A	6 1/16"	8 3/16"	17"	14"
6"	9440B	6 1/16"	8 3/16"	17"	17"
6"	9440C	6 1/16"	8 3/16"	21"	13"
6"	9440D	6 1/16"	8 3/16"	21"	17"
8"	9640A	8 1/16"	10 3/16"	17"	14"
8"	9640B	8 1/16"	10 3/16"	17"	17"
8"	9640C	8 1/16"	10 3/16"	21"	13"
8"	9640D	8 1/16"	10 3/16"	21"	17"

NEW Snow Splitter



Use to divert snow around chimney, vent, and roof flashing. Constructed of paintable galvanized material. Ships flat for easy assembly.

SIZE	6"
STOCK #	9493

Insulation

Two-Ply Insulation Sleeve



Use to insulate DuraLiner round and oval flex lengths if they enter the first clay flue tile of the chimney to meet UL 1777 standards. Meets zero-clearance requirements. Features high-temperature blanket insulation with an abrasion resistant fabric cover. Use with Insulation Clamp.

SIZE	STOCK #
6"	7102-ZC
8"	7104-ZC

Insulation Clamp



Fits round or oval DuraLiner flex pipe 5" to 8". Toggle action provides fast, secure fit.

SIZE	STOCK #
5"-8"	4910

ProFoil



Use as insulator for stainless steel liners in masonry chimneys. UL Listed insulation. Size is based on vent diameter.

Required to insulate stainless steel liner to meet UL 1777 when proper clearances to chimney and framing are not available. 1" clearance from SS liner to interior wall of the masonry chimney and 1" clearance from the masonry to the house framing are required in order to meet UL 1777. If you only meet one of these clearances a ¼" wrap of insulation is required. If you do not have either of these clearances then a ½" wrap or 2 wraps of ¼" insulation are required (see Double Wrapping ¼" ProFoil chart below). If these two clearances are available then no insulation is needed. AluFoil Tape and ProMesh required.

SIZE	FITS Ø	THICKNESS	STOCK #
22"x25'	5"-6"	¼"	020701
29"x25'	8"	¼"	020705
22"x25'	5"-6"	½"	020710
29"x25'	8"	½"	020715

AluFoil Tape



Use to seal seams of ProFoil insulation. 2 mil aluminum foil tape has strength and adhesion.

SIZE	STOCK #
3" x 150'	020921

ProMesh



Use to protect the ProFoil during installation. 304 stainless steel mesh slides over insulated liner. Shrinks to fit liner when pulled lengthwise.

SIZE	STOCK #	LENGTH
SM 3"-6"Ø	020901	50'
LG 7"-9"Ø	020903	50'
XLG 10"-12"Ø	020905	50'

What makes us different from the rest?

DuraLiner: The only factory-insulated, zero clearance product protecting masonry chimneys from damaging flue gas.

Factory insulated double-wall

Smooth inner means less creosote buildup

Constructed with built-in fittings and pre-drilled holes for quicker installations

Ideal for restoring masonry chimneys

Round 5" DuraLiner rigid pipe is constructed with built-in twist-lock

Limited Lifetime Warranty

Engineered Excellence®

